


INTERIOR FLOORS




A rustic wooden cabinet with a distressed finish and a speckled epoxy floor. The cabinet has a mix of natural wood, blue, and green paint. The floor is a dark grey epoxy with a light grey speckled pattern.

OUR FLOORS

Epoxy flooring is an economical and durable choice for reinventing your indoors, whilst protecting your concrete floor. Beware — it does create a lot of envy!

Interior epoxy flooring has become a popular option over traditional flooring choices. Designers, Architects & Builders have realised the extraordinary design possibilities, the hygienic and durable functionality and the low maintenance benefits.

Our Refined Blend range is designed to compliment many colour schemes and tastes, please scroll down for samples.



HAWAIIAN
KAHE

JAMAICAN
YA MON

KENYAN
UZURI

MELBOURNE
MIST

MOROCCAN
DESERT

TOKYO
SNOW

INTERIOR



Hawaiian Kahe



Jamaican Ya Mon



Kenyan Uzuri



INTERIOR

Melbourne Mist

Moroccan Desert

Tokyo Snow

FLAKE



In Australia, we currently have two main types of flake:

- An imported Polyvinyl Acetate (PVA)
- An Australian manufactured acrylic latex

There are also new styles coming from Asia. We undertake extensive investigation and testing of new products using stringent quality control, performance and supply criteria, before we decide whether to add new products to our range of finish options.

Flake is UV proof so in terms of adding to a floor that has decent exposure to UV, this is a good thing and means that epoxy floor can maintain its colour longer than some other flooring types which fade in sunlight. The top coat used to seal the flake into the floor tends to absorb less into the PVA flake

than the acrylic latex, so this is important in terms of 'costs per floor' being reduced.

Please refer to our Floor Colours and Finishes section on our website for more information toughfloors.com.au/finishes/

Please note: Our photos are representative of sample colours only. Sample boards are most effective way to view our colour range in your setting and light conditions.



OUR PROCESS

We only adopt a few methods, which are labour intensive, but important for the longevity of your floor.

Mostly, we will mechanically diamond grind using various diamond grinders and the appropriate diamond tooling for your floor (as not all concrete is the same). This process removes the top crust (laitance) and opens up the concrete so that the resins we use have something to 'grip' to.

In some cases, we will degrease an area. This is most common in commercial kitchens and automotive areas where, if not properly prepared, the epoxy will not penetrate effectively into the concrete.

On new floors we prefer to use products that do not contain solvents or flammables, so they can be installed safely without risk or disruption to your family. Solvents are classed as low to no Volatile Organic Compounds (VOC). This means that there are no lingering nasty smells that you get with solvent based products.

With most floors, the process usually takes two days. If extensive patching is required, it will take three. An optimal, long lasting finish simply cannot be achieved in one day. At Tough Floors, we do not hasten the process because quality is paramount.

Our extensive database of blogs contains many topics discussing all aspects of epoxy flooring, please visit us at toughfloors.com.au/blog/


DURABILITY

Epoxy flooring is fit-for-purpose and functional flooring that will last for many years. Added benefits provide protection of your concrete floor from wear, with excellent chemical and abrasion resistance.

The products we use are thoroughly destruct tested. However, as with any flooring type, epoxy is not completely indestructible. As part of our post installation care package, we provide a checklist of what to avoid, so that your floor serves you for many years to come.

Our standard warranty provides 12 month cover for workmanship and product defects.

TOUGH FLOORS TYPICAL EPOXY FLOOR



NEXT STEPS

Contact us on **1300 882 875** or visit our website toughfloors.com.au for further information or to arrange a 'No Surprises' Quote.

During our consultation process, we'll undertake an in depth assessment of your existing floor, ask a lot of questions about how you will be using the area and what kind of finish you prefer, to make sure we recommend the right epoxy flooring specification and finishes to suit.